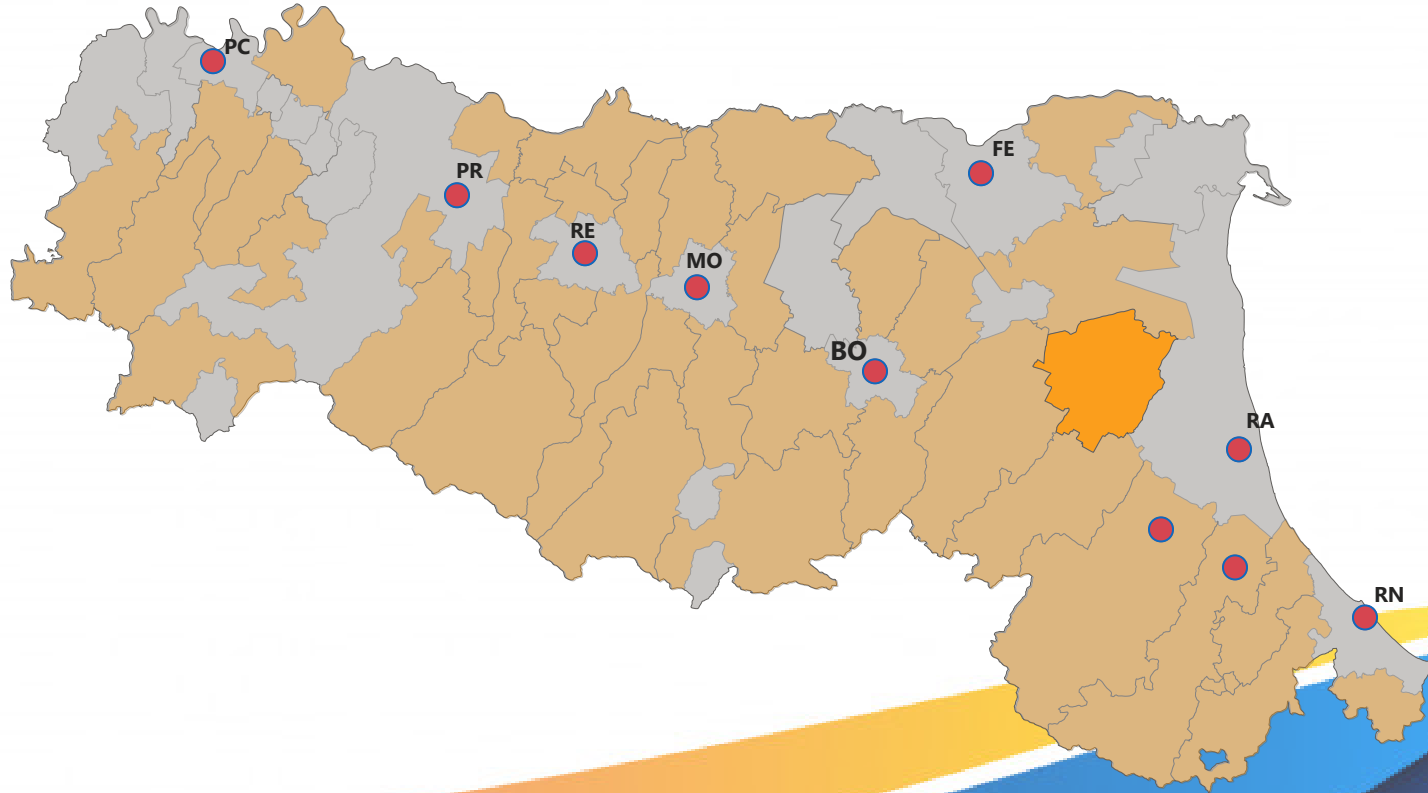


Unione dei Comuni della Bassa Romagna



AVANZATE

Categoria PRT

9

Numero Comuni

101,47K

Popolazione

479,90

Superficie (Mq)

0,00

Superficie Montana (Mq)

Indicatori
Funzioni

ICT

PC/COOR

Soc

CUC/CdG

PL

Per

Tri/SF

IP

PU

SSS

LAE

[Vai al dettaglio dell'Unione selezionata](#)

Dettaglio
Risorse

1

2

3

Dettaglio
altre Funz.

1

← Coincidenza con ATO: Sì Coincidenza con DSS: Sì

311

Personale dell'Unione

1,33

Pers. Unione/Pers. Comuni

12

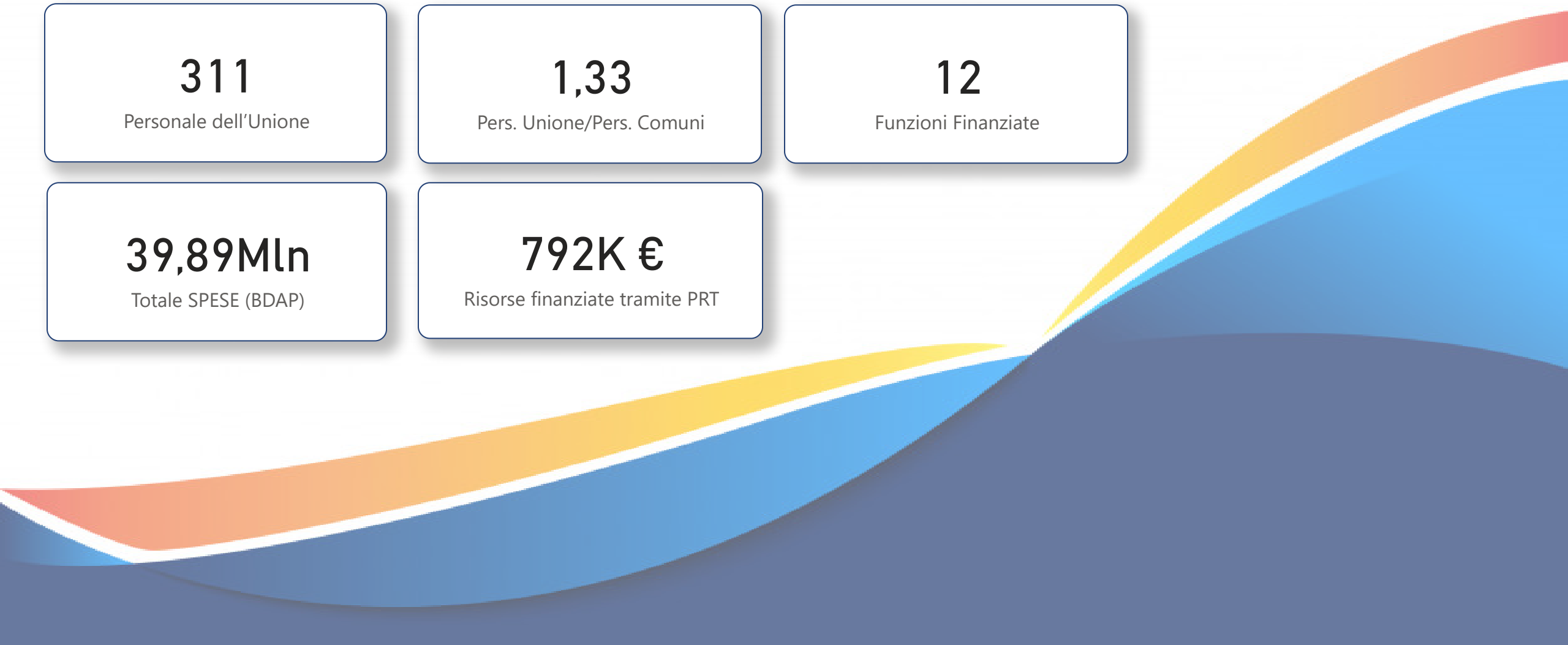
Funzioni Finanziate

39,89Mln

Totale SPESE (BDAP)

792K €

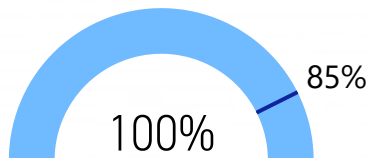
Risorse finanziate tramite PRT





Funzione ICT


1 ICT Postazioni informatizzate gestite



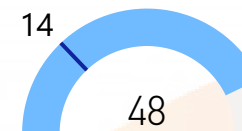
2 ICT Presenza sistema ICT strutturato di richieste di assistenza

Sì

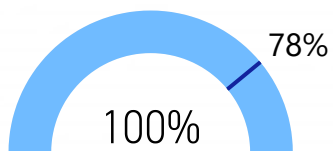
3 ICT Numero hot-spot WiFi pubblici ogni 10k abitanti



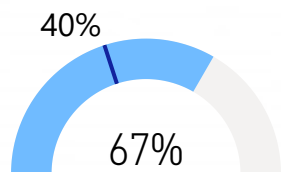
4 ICT Scuole collegate in banda ultra larga gestite dall'Unione



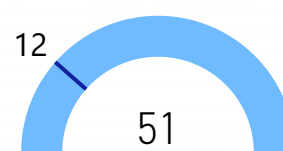
5 ICT Banche dati gestite dall'Unione




6 ICT Banche dati integrate con BI



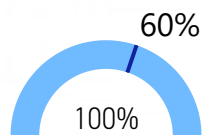
7 ICT Applicativi ICT uniformi tra gli enti



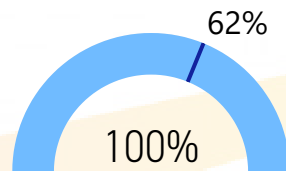
8 ICT App gestionali gestiti in Cloud




9 ICT Serv. online per fam./imprese erogati con unica piatt.



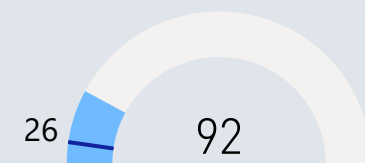
10 ICT Servizi accesso SPID Only



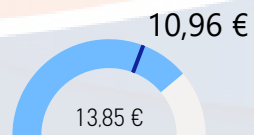
11 ICT Servizi di pagamento multicanale



12 ICT Dataset pubblicati in Open Data



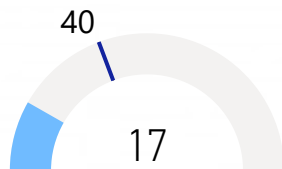
13 ICT Spesa funzione ICT per abitante





Funzione PROTEZIONE CIVILE

1 PC Volontari attivi sul territorio



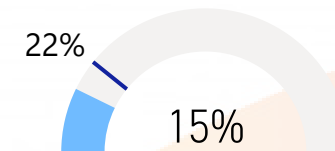
2 PC Agg. Piani Emergenza



3 PC Cittadini iscritti al portale Allerta Meteo ER



4 PC Cittadini raggiunti da altri sistemi di allertamento



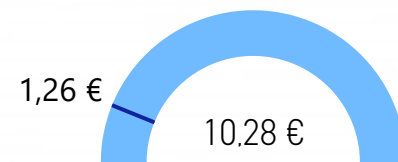
5 PC Presenza procedura mappatura persone fragili

Sì

6 PC Iniziative informazione alla popolazione ed esercitazioni

(Vuoto)

7 PC Spesa funzione PC per abitante



Funzione COORDINAMENTO

1 COOR Presenza Direttore/Altra figura con mandato strategico

Sì

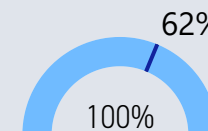
2 COOR Presenza doc. progr. strategica sviluppo territorio

Sì

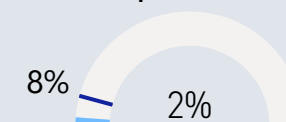
3 COOR Presenza progetti sviluppo territorio con coinvolgimento stakehold...

Sì

4 COOR Integrazione Unione/Comuni

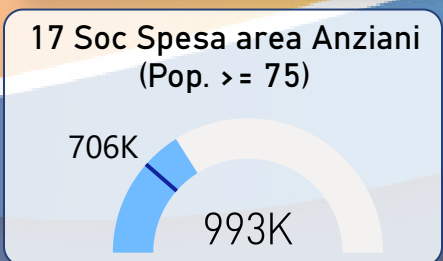
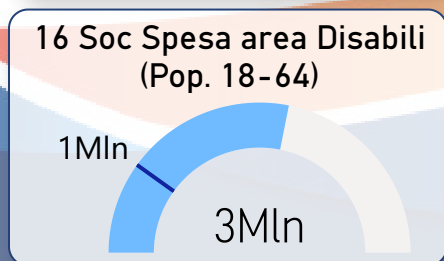
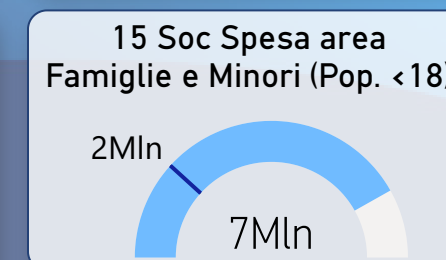
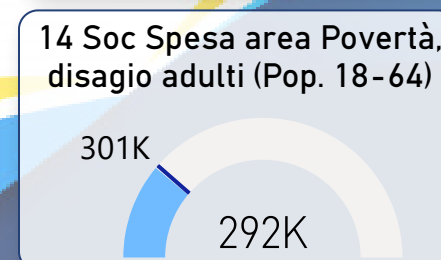
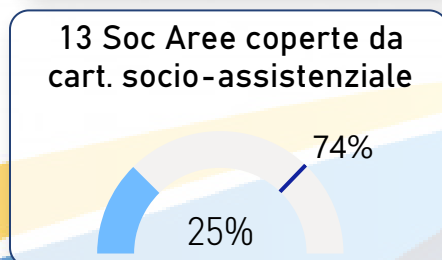
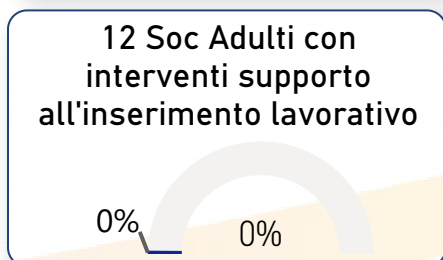
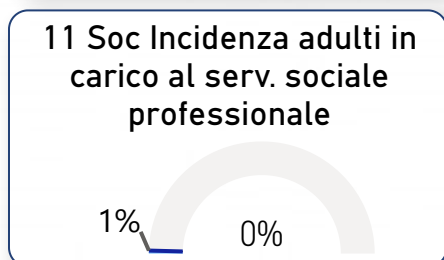
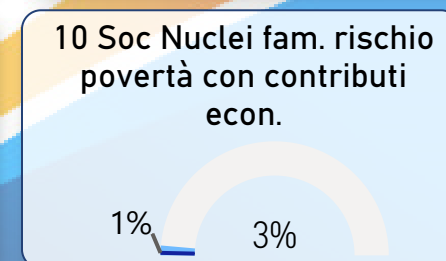
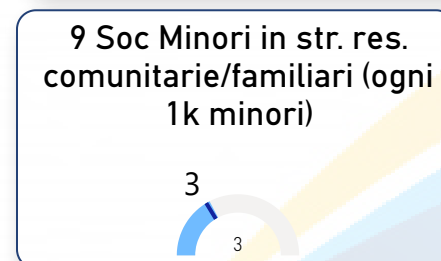
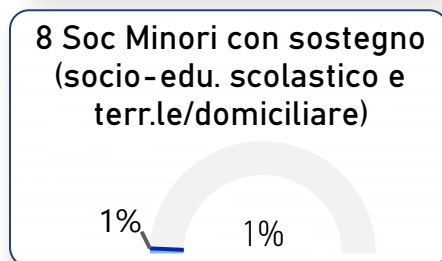
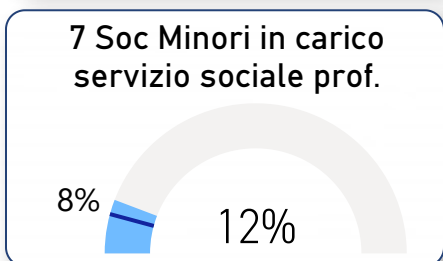
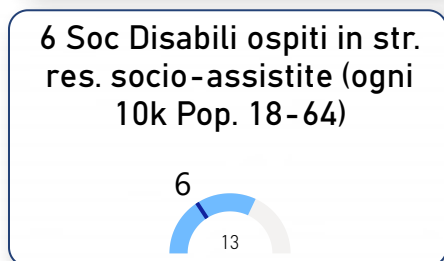
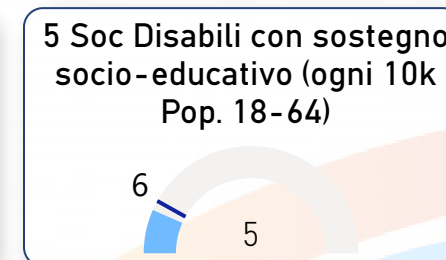
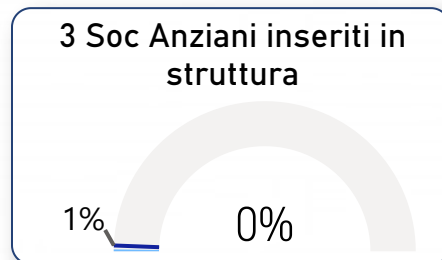
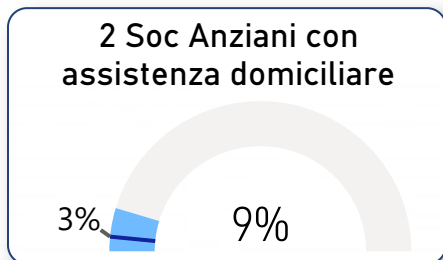


5 COOR Invest. su totale spesa corrente e conto capitale



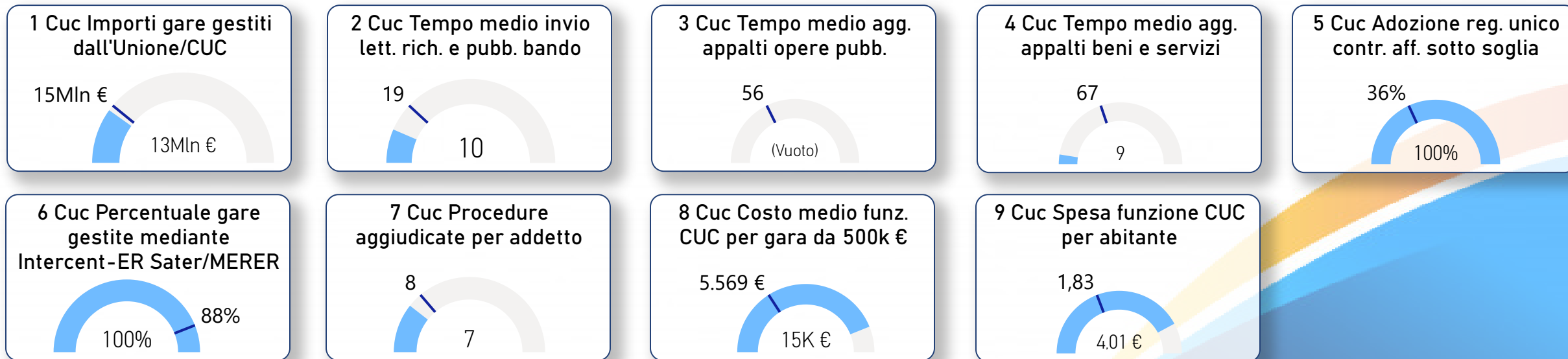


Funzione SERVIZI SOCIALI

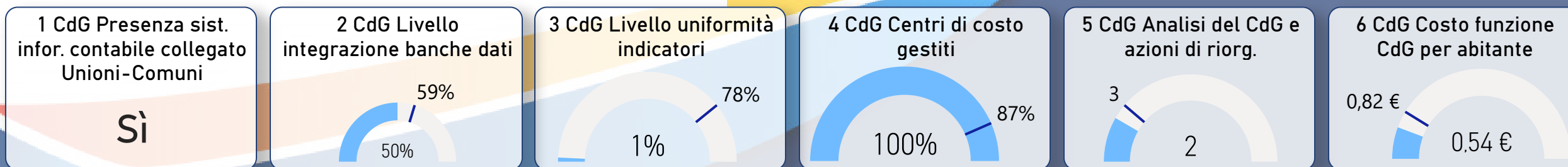




Funzione CENTRALE UNICA COMMITTENZA



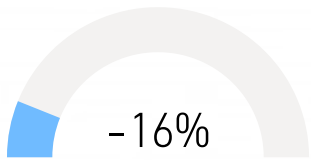
Funzione CONTROLLO DI GESTIONE



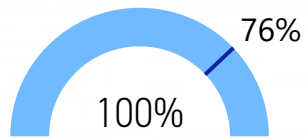


Funzione POLIZIA LOCALE

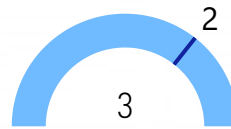
1 PM Diff. num. addetti e standard RER



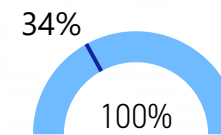
2 PM Incidenti con feriti/deceduti ril. da PL



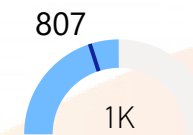
3 PM Turni coperti in media durante la giornata



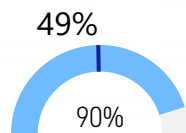
4 PM Copertura giorni con Serv. Notturmo (dopo 22)



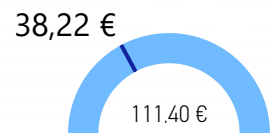
5 PM Ore attività esterne per addetto



6 PM Diff. device op. esterni per demater. proc.



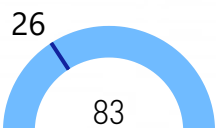
7 PM Spesa funzione PL per abitante



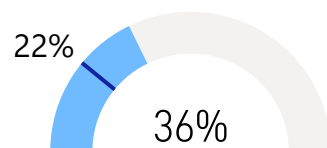


Funzione PERSONALE

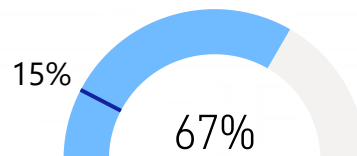
1 Per Assunzioni a tempo indeterminato



2 Per Tasso ricambio generazionale personale



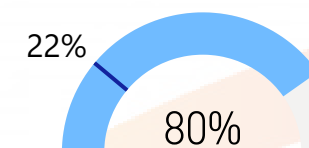
3 Per Val. psico-attitudinali nei concorsi



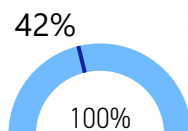
4 Per Presenza di contrat. integr. territoriale unica Unione-Comuni

Sì

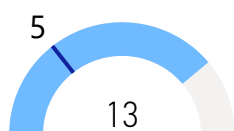
5 Per Dipendenti con fascicolo digitale



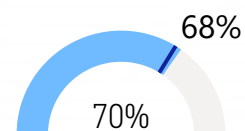
6 Per Materie regol. uniformi Unione-Comuni



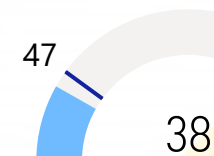
7 Per Ore di formazione per dipendente



8 Per Ore di formazione fruita attivata dall'Unione



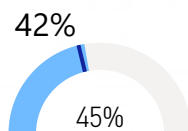
9 Per Dipendenti gestiti per addetto del servizio assoc.



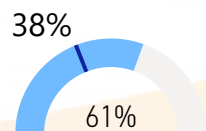
10 Per Spesa funzione per dipendente



11 Per Dipendenti in smart-working ord.



12 Per Ore form. fruita per trans. digitale e organiz.



13 Per Postazioni di co-working



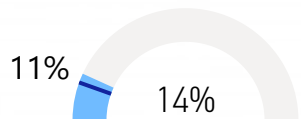
14 Per Spesa funzione PER per abitante



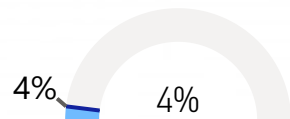


Funzione TRIBUTI

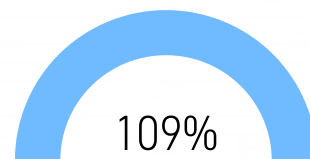
1 T Valore accertamenti emessi al netto annullamenti IMU



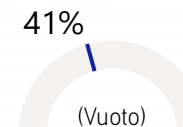
2 T Valore accertamenti emessi al netto annullamenti TARI



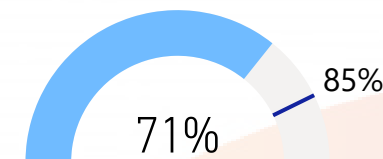
3 T Correttezza previsione nell'accertamento tributi



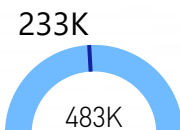
4 T Tributi online integrati con Payer e/o PagoPA



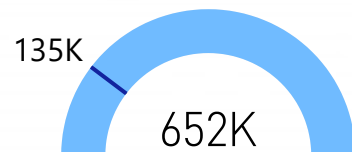
5 T Uniformità regolamenti dei tributi sul territorio



6 T Accert. emessi al netto annull. IMU per addetto



7 T Accert. emessi al netto annull. TARI per addetto

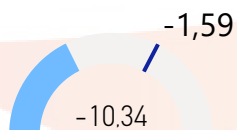


8 T Spesa della funzione Tributi per abitante

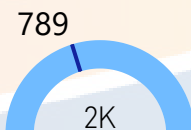


Funzione SERVIZI FINANZIARI

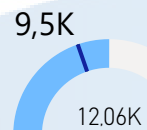
1 FIN Tempestività dei pagamenti



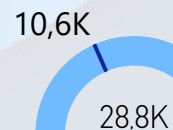
2 FIN Determine per addetto



3 FIN Reversali per addetto



4 FIN Mandati per addetto



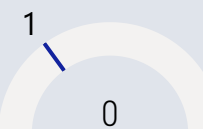
5 FIN Omogeneizzazione regol. serv. fin.



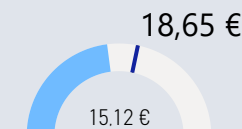
7 FIN Trasparenza e capacità rendicontazione rapp. f...




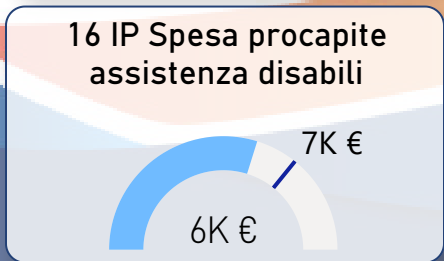
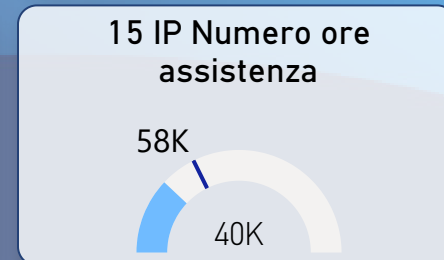
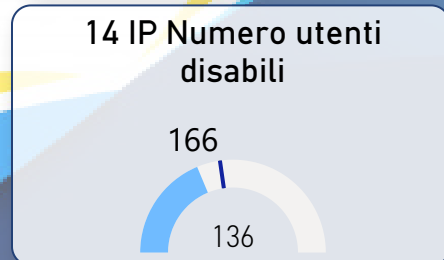

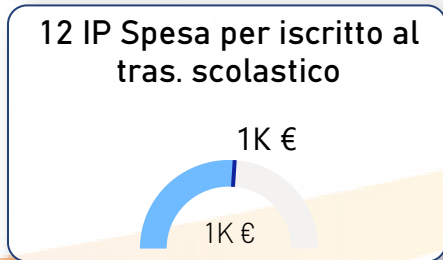
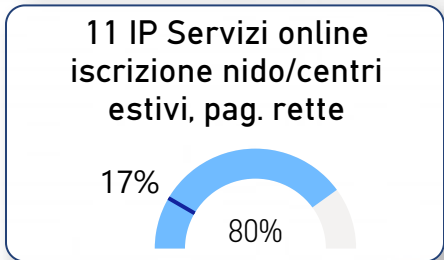
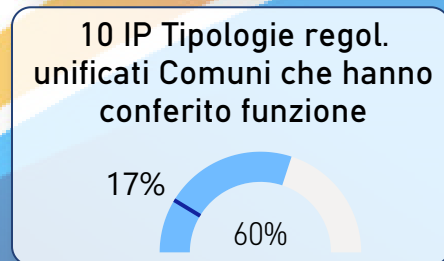
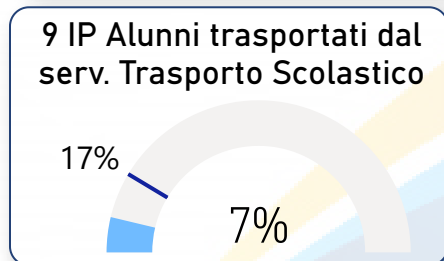
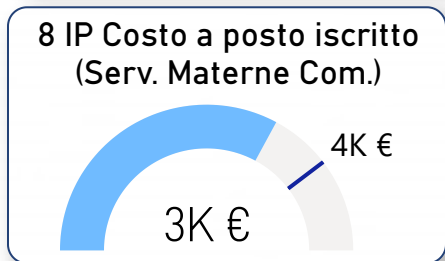
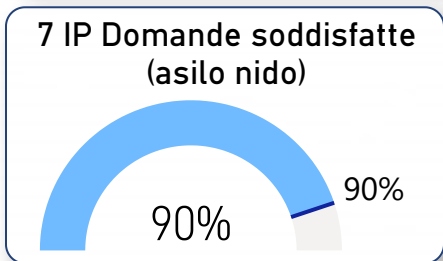
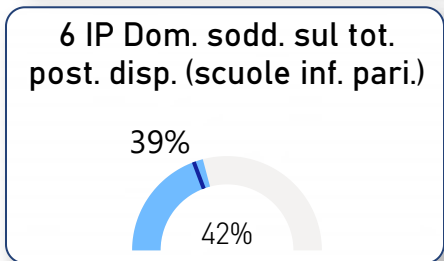
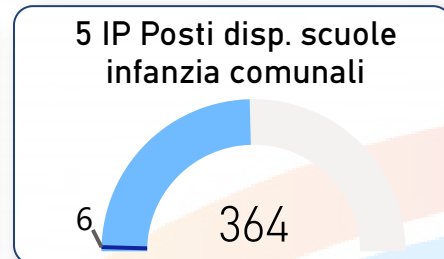
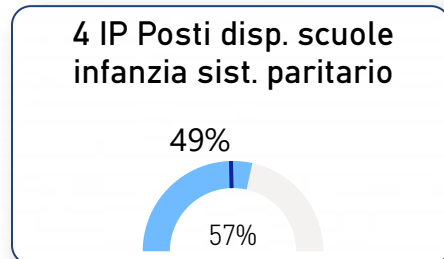
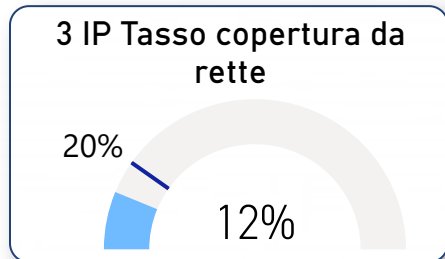
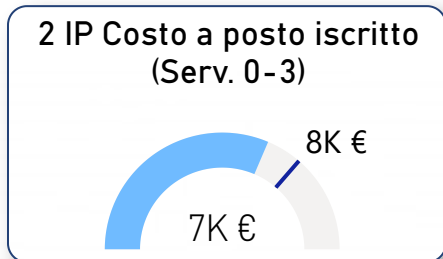
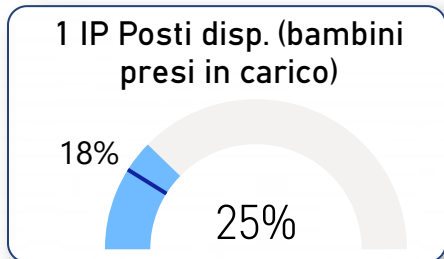
6 FIN Rilievo Corte dei Conti su bil. prev. e cons.



8 FIN Spesa funz. per abitante



← Funzione ISTRUZIONE PUBBLICA

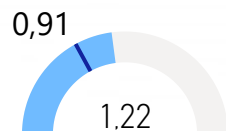


← Funzione PIANIFICAZIONE URBANISTICA

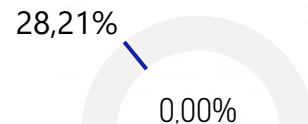
1 PU Assunzione PUG in Unione

No

2 PU Risorse dell'Unione negli uffici di Piano per Comune conferente



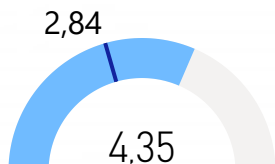
3 PU Competenze interamente esternaliz. dall'Unione



4 PU Presenza del Garante della Comunicazione e della Partecipazione interno all'Unione

Sì

5 PU Suolo consumato all'anno (Ha)



6 PU Livello completezza gestione dei contributi di costruzione in Unione



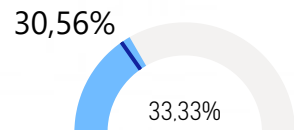
7 PU Budget per prog. di rig. urbana finanziati da bandi naz. e reg.



8 PU Incidenza degli "accordi operativi" di iniziativa pubblica



9 PU Dataset del SIT di Unione accessibili al pubblico



10 PU Presenza sistema di interrogazione on line del Piano Urbanistico

Sì

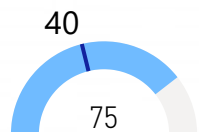
11 PU Spesa della funzione per abitante



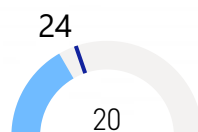


Funzione SUAP SUE Sismica

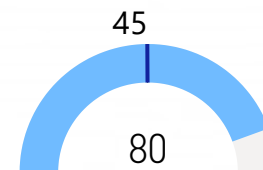
1 SSS Tempi medi permesso costruire al netto sosp. legge



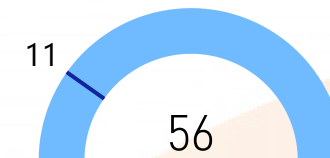
2 SSS Tempi medi procedimenti SUAP rilascio autoriz.



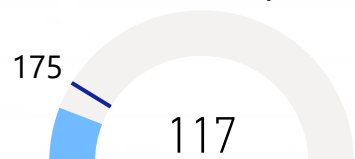
3 SSS Tempo medio rilascio AUA



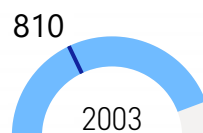
4 SSS Procedimenti SUAP con enti coinvolti con rilevanza transf. terr.



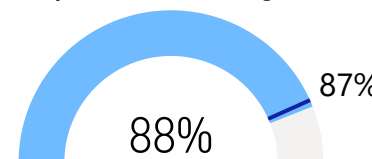
5 SSS Autoriz. e SCIA per manifestazioni temporanee



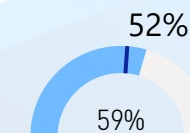
6 SSS Numero pratiche edilizie (Richieste PDC, SCIA, CILA, SCEA)



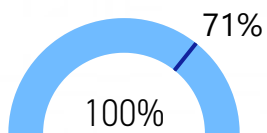
7 SSS Pratiche di attività produttive completamente digitalizzate



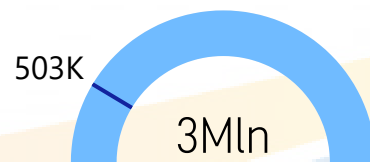
8 SSS Pratiche edilizie completamente digitalizzate



9 SSS Comuni che hanno conferito la funz. con regol. edilizi omogenei



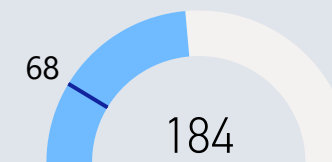
10 SSS Entrate da contributi di costruzione



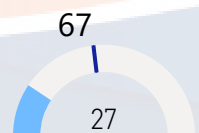
11 SIS Spesa della funzione SSS per abitante




1 SIS Autorizzazioni sismiche rilasciate



3 SIS Pratiche a deposito oggetto di controllo a campione



4 SIS Tempi medi per rilascio autoriz. sismica al netto sosp. legge



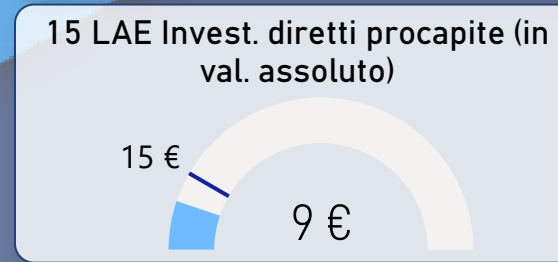
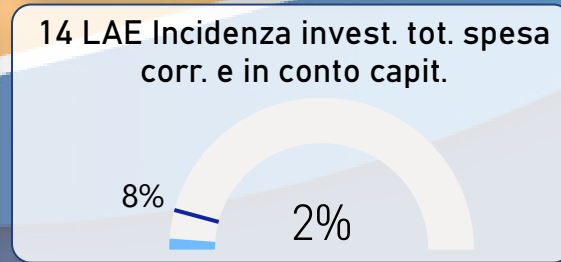
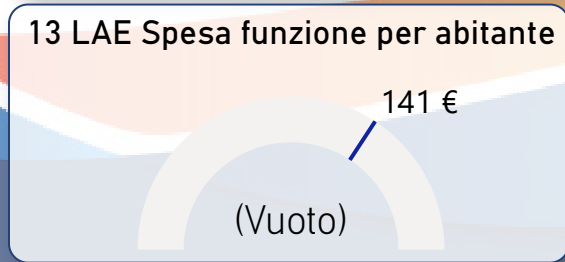
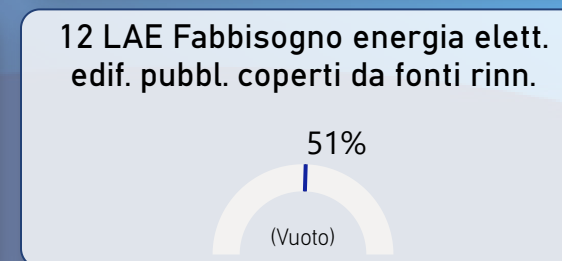
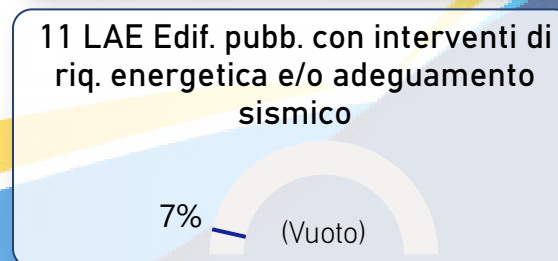
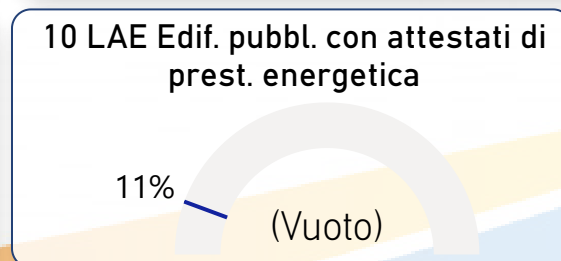
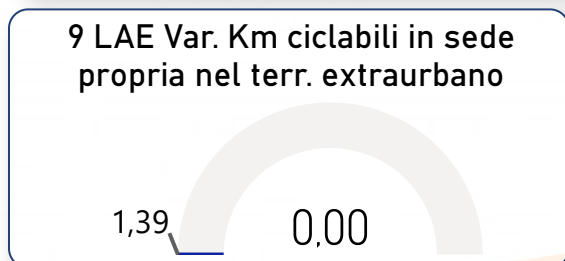
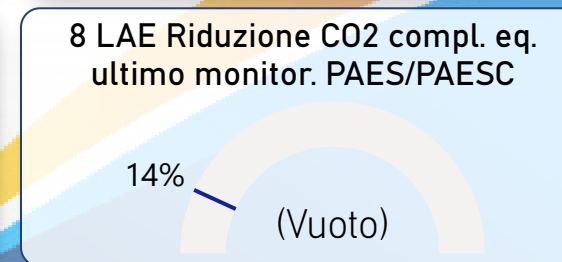
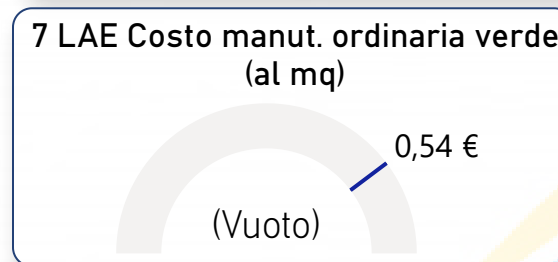
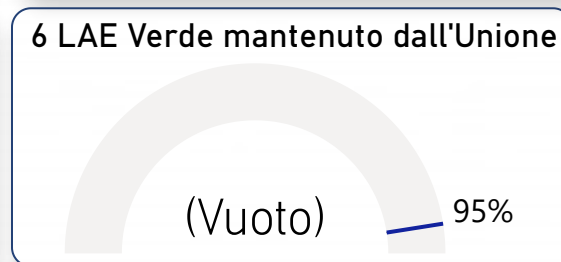
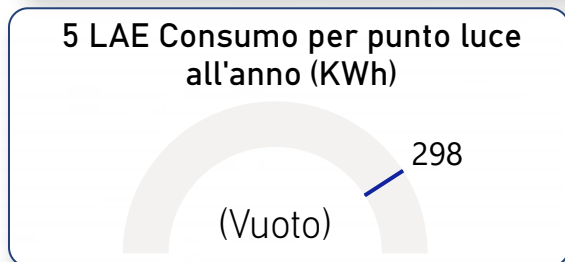
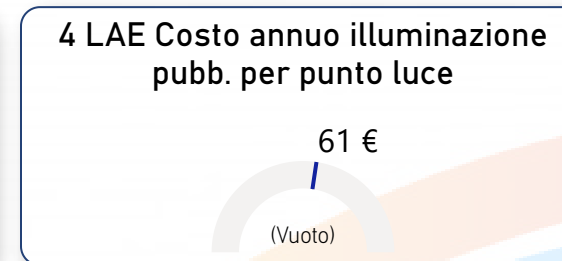
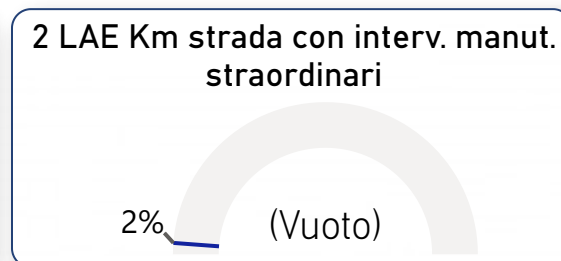
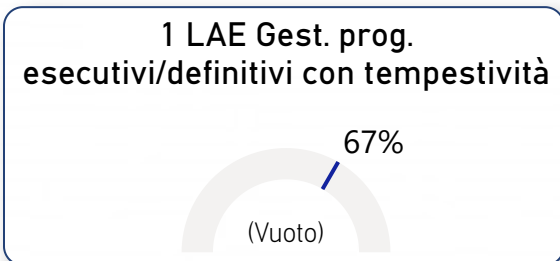
5 SIS Utilizzo sistema informatico per presentazione delle pratiche sismiche (obbligatorie e non)

Sì

6 SIS Spesa della funzione SIS per abitante



← Funzione LLPP Ambiente Energia





ICT Agenda Digitale

Spesa per funzione
€ 1,41Mln
 (Di cui) Spesa personale
€ 450,06K



Personale
10,00 **0,00**
 Proprio Comandato

€ 2,87Mln

 **9**

Totale Trasferimenti

Comuni conferenti

Protezione Civile

Spesa per funzione
€ 1,04Mln
 (Di cui) Spesa personale
€ 49,55K



Personale
0,50 **0,00**
 Proprio Comandato

€ 2,23Mln


 **0**

Totale Trasferimenti

Comuni conferenti

Coordinamento

Spesa per funzione
€ 3,08Mln
 (Di cui) Spesa personale
€ 917,06K



Personale
19,00 **0,00**
 Proprio Comandato

€ 2,43Mln

 **9**

Totale Trasferimenti

Comuni conferenti

Servizi Sociali

Spesa per funzione
€ 9,22Mln
 (Di cui) Spesa personale
€ 1,13Mln



Personale
33,00 **0,10**
 Proprio Comandato

€ 10,03Mln

 **9**

Totale Trasferimenti

Comuni conferenti

Centrale Unica Committenza

Spesa per funzione
€ 406,58K
 (Di cui) Spesa personale
€ 381,45K



Personale
6,00 **0,00**
 Proprio Comandato

€ 257,05K

 **9**

Totale Trasferimenti

Comuni conferenti




<p>Controllo di Gestione</p>	<p>Spesa per funzione € 54,48K (Di cui) Spesa personale € 54,48K</p>	<p>Personale 1,30 Proprio 1,30 Comandato</p>	<p>€ 60,73K Totale Trasferimenti</p>	<p>9 Comuni conferenti</p>
<p>Polizia Locale</p>	<p>Spesa per funzione € 11,30Mln (Di cui) Spesa personale € 3,21Mln</p>	<p>Personale 77,00 Proprio 0,00 Comandato</p>	<p>€ 10,03Mln Totale Trasferimenti</p>	<p>9 Comuni conferenti</p>
<p>Personale</p>	<p>Spesa per funzione € 864,17K (Di cui) Spesa personale € 779,04K</p>	<p>Personale 14,33 Proprio 0,00 Comandato</p>	<p>€ 954,48K Totale Trasferimenti</p>	<p>9 Comuni conferenti</p>
<p>Tributi</p>	<p>Spesa per funzione € 1,01Mln (Di cui) Spesa personale € 891,98K</p>	<p>Personale 23,00 Proprio 0,00 Comandato</p>	<p>€ 1,16Mln Totale Trasferimenti</p>	<p>9 Comuni conferenti</p>
<p>Servizi Finanziari</p>	<p>Spesa per funzione € 1,53Mln (Di cui) Spesa personale € 1,23Mln</p>	<p>Personale 22,00 Proprio 0,40 Comandato</p>	<p>€ 1,85Mln Totale Trasferimenti</p>	<p>9 Comuni conferenti</p>



Istruzione Pubblica

Spesa per funzione
€12,07Mln
(Di cui) Spesa personale
€ 1,75Mln



Personale
42,00 **0,30**
Proprio Comandato

€ 15,04Mln

Totale Trasferimenti




9

Comuni conferenti

Pianificazione Urbanistica

Spesa per funzione
€ 505,57K
(Di cui) Spesa personale
€ 415,23K



Personale
10,00 **0,00**
Proprio Comandato

€ 664,90K

Totale Trasferimenti



9

Comuni conferenti

SUAP SUE Sismica

Spesa per funzione
€ 2,11Mln
(Di cui) Spesa personale
€ 1,50Mln



Personale
38,00 **0,00**
Proprio Comandato

€ 7,44Mln

Totale Trasferimenti



9

Comuni conferenti

LLPP Ambiente Energia

Spesa per funzione
€ 1,10Mln
(Di cui) Spesa personale
€ 294,11K



Personale
6,00 **0,00**
Proprio Comandato

€ 8,54Mln

Totale Trasferimenti



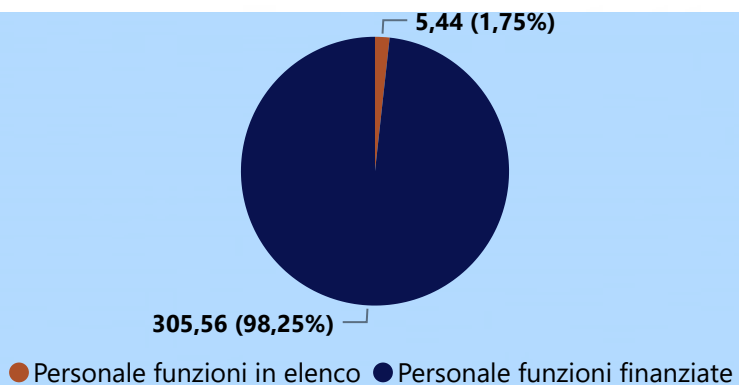
9

Comuni conferenti



Personale altre funzioni

5,44



Elenco Altre Funzioni:

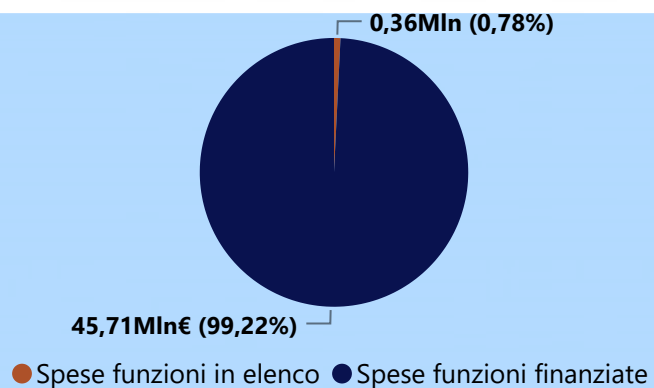
Anagrafe e Stato Civile, Elettorale, Statistica

Cultura e politiche giovanili

Promozione Turistica

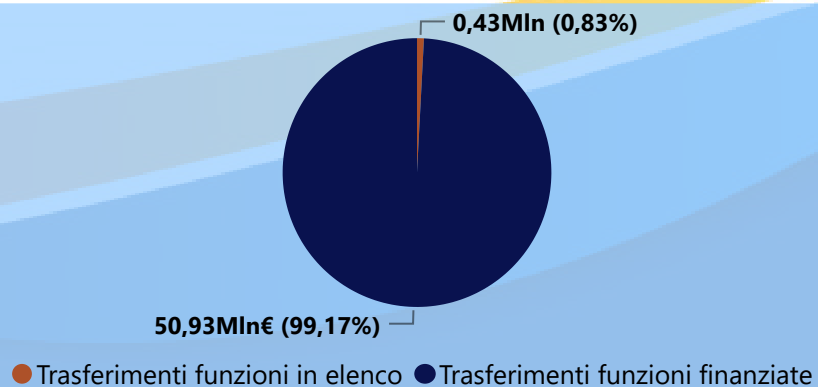
Totale spese altre funzioni

€ 357,31K



Totale trasferimenti altre funzioni

€ 425,08K



Dettaglio Risorse:

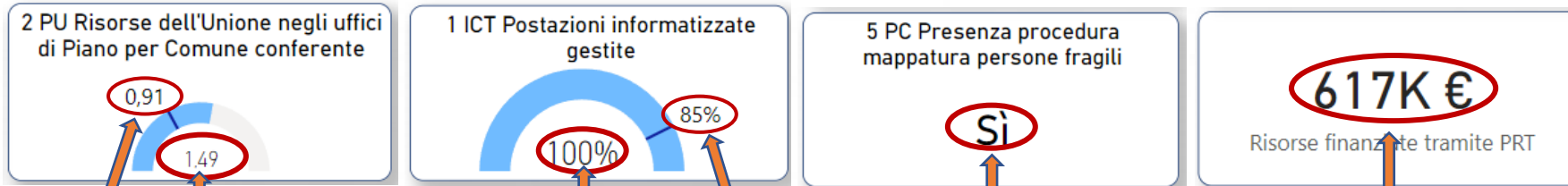


Nome funzione

Dati Unione

Indicatori:

Il titolo indica codice e nome dell'indicatore (per il calcolo e la fonte si rimanda alla nota metodologica)



Dato Unione

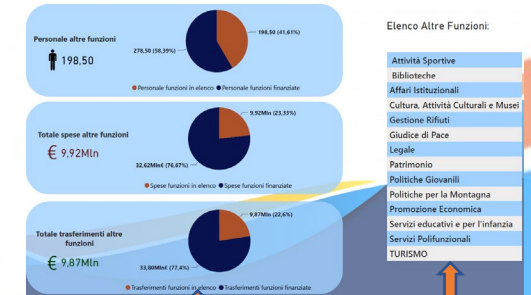
Media % Unioni

Dato booleano «Sì» o «No»

Dato Unione

Altre Funzioni:

Altre funzioni svolte in forma associata dall'Unione, non finanziate da PRT



Dati riepilogativi «altre funzioni»

Lista

Note:

Ove indicato (Vuoto) non è disponibile il dato aggiornato oppure l'Unione non era tenuta a comunicarlo (es. per le funzioni non finanziate da PRT)